





How the Idency PeopleHR Plug-in works

Using the PeopleHR API function Idency is able to send raw clocking in/out data from the chosen device into PeopleHR seamlessly. The plug-in software is a desktop application that sits on a dedicated PC on the network or on a server.

Idency Time and Attendance Solutions for PeopleHR

				
	ZKTeco VF380	TSG-550	ZKTeco TF1700	ZKTeco iClock 560
Price	£374.99 ex.VAT	£583.33 ex.VAT	£358.3 ex.VAT	£333.33 ex.VAT
ID Modes	Facial Recognition, ID, RFID	High performance superior LE Fingerprint Sensor RFID Password	ZK Optical Fingerprint Sensor RFID	ZK Optical Fingerprint Sensor RFID Password
Fingerprint Capacity	N/A	From 2,000-50,000	1,500	8,000
Face Capacity	400	N/A	N/A	N/A
RFID Capacity	10,000	From 2,000-50,000	10,000	30,000
Log Capacity	100,000	500,000	30,000	200,000
Wall Mountable	✓	✓	✓	✓
TCP/IP compatible	✓	✓	✓	✓
POE compatible		✓		✓
Template to Device compatible	✓	✓		✓
IMPORTANT INFORMATION	- Easy Menu navigation - Infra-red optical system enables user-identification in poorly lit environments	- Fake fingerprint detection - World's first: Built in dual inner-skin sensor algorithm	- Rugged structure for outdoor - Slim and elegant design - Fast/accurate fingerprint algorithm - Full access control features	- Multi-verification by user - Easy Menu navigation - Advanced CPU, flash memory and large storage
RFID scan rate	<0.1 seconds	0.3 seconds	1 second	1 second
Fingerprint scan rate	N/A	0.3 seconds	1 second	0.5 seconds
External storage	USB pen drive	SD Card Slot	USB pen drive	USB pen drive
Working scenarios				
Internal working environments requiring T&A	✓	✓	✓	✓
External working environments requiring T&A			✓	
SME - high traffic environments	✓	✓	✓	✓
Environments wanting to prevent fraudulent records	✓	✓	✓	✓
Entry level SME office	✓		✓	✓

Client Qualification & Installation Process

1. Idency qualification call with client to identify time and attendance requirement (T&A) and establish network architecture.
2. Idency to follow up with overview email including guide pricing. Email includes questions for the client to answer about their network & setup.
3. Idency WebEx with client to demonstrate the software and how PeopleHR plugin works. Also covers installation procedure of T&A clocks. (Idency recommends that the client has both an HR and IT representative on the WebEx).
4. If the client wishes to proceed after the WebEx then Idency raises a finalised quotation.
5. Upon purchase and receipt of the T&A clocks and software the client books a remote set up call with Idency. Idency then remotes into the client's network to set up and support the installation of hardware and software. The PeopleHR API key is linked with the T&A software and is tested to ensure that all is working correctly.