

TSG-550 Employee User Guide

Providing a good fingerprint

Place one of your registered fingers firmly and as flat as you can onto the reader. You need to give the sensor as much of your fingerprint as you can. Please insure that the users finger is clean from any grease or dirt, this could impact the quality of the user's fingerprint registration and could lead to misreading.


Do not point your finger

When you place your finger in the sensor the screen will light up. On the right hand side of the screen you will see an image of your fingerprint. This red oval should be as full as possible with your fingerprint. Reposition your finger and try again if it is not.

See image below for correct finger positioning inside the reader slot.

Successful record

A blue light on the bottom of the device will light up and a female voice will say, "Welcome". This applies to both clicking in and out. On the right hand of the display your fingerprint will be shown on an oval white background. Beside this it will show your Employer ID no. and the time stamp.



Unsuccessful record

A Red light will light at the bottom of the device. On screen the following text will be displayed: "Access denied, press finger again", and a female voice will say, "Unregistered fingerprint". If this continues please try an alternate finger. Otherwise RFID tags can be used as a secondary identification mode in cases of inferior fingerprint quality.

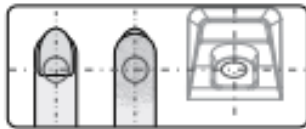
Cleaning the Lens

Please make sure the Fingerprint Lens is cleaned regularly. This can be done by placing a piece of Sellotape over the Lens and removing it. **DO NOT USE CLEANING PRODUCTS!**

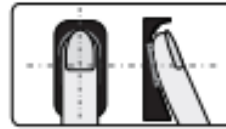


Illustration for placing finger

- **Correct method** (Straighten your finger and then place it on the sensor. Ensure the finger is flat and covers the entire sensor window)



Always place finger in the center of the sensor.



Try to place your finger covers the entire sensor window.

- **Incorrect method**



DO NOT move your finger before the backlight of sensor turns off.



DO NOT place finger away from the center of the sensor window.



DO NOT place finger at an angle.



DO NOT take off finger during the fingerprint verification process.



DO NOT just use your fingertip.



DO NOT slide your finger during the fingerprint verification process.